

MALINE TILE COMPANY, INC.

IMPORTERS & DISTRIBUTORS

20 Reservoir Park Drive
Rockland, MA 02370-1055
TEL: (781) 792-1780
FAX: (781) 982-2325
www.MalineTile.com

PATTERN BOOK

The following patterns are guides only and should work for tile with modular sizes within a single series, regardless of the actual size of the tiles.

Multiply the Job total (SF) by the percentages on the page of the pattern selected to determine the quantity needed of each size.


Installer shall determine the actual layout, sizes, and quantities required for each project. Maline Tile assumes no responsibility overages or shortages.

One Size Pattern 1

Rectangle

100%

Note: Ratio can be affected by job and layout specifics, it is up to the installer to order the correct quantities.




One Size Pattern 2

Rectangle

100%

Note: Ratio can be affected by job and layout specifics, it is up to the installer to order the correct quantities.




One Size Pattern 3

Rectangle

100%

Note: Ratio can be affected by job and layout specifics, it is up to the installer to order the correct quantities.




One Size Pattern 4

Rectangle

100%


Note: Ratio can be affected by job and layout specifics, it is up to the installer to order the correct quantities.



Two Size Pattern 1

| | | |
|--------------|-----|-------|
| Large Square | 90% | 18X18 |
| Small Square | 10% | 6x6 |

Note: Ratio can be affected by job and layout specifics, it is up to the installer to order the correct quantities.




Two Size Pattern 2

Rectangle

100%


Note: Ratio can be affected by job and layout specifics, it is up to the installer to order the correct quantities.



Two Size Pattern 3

| | |
|-----------|-------|
| Rectangle | 42.9% |
| Square | 57.1% |

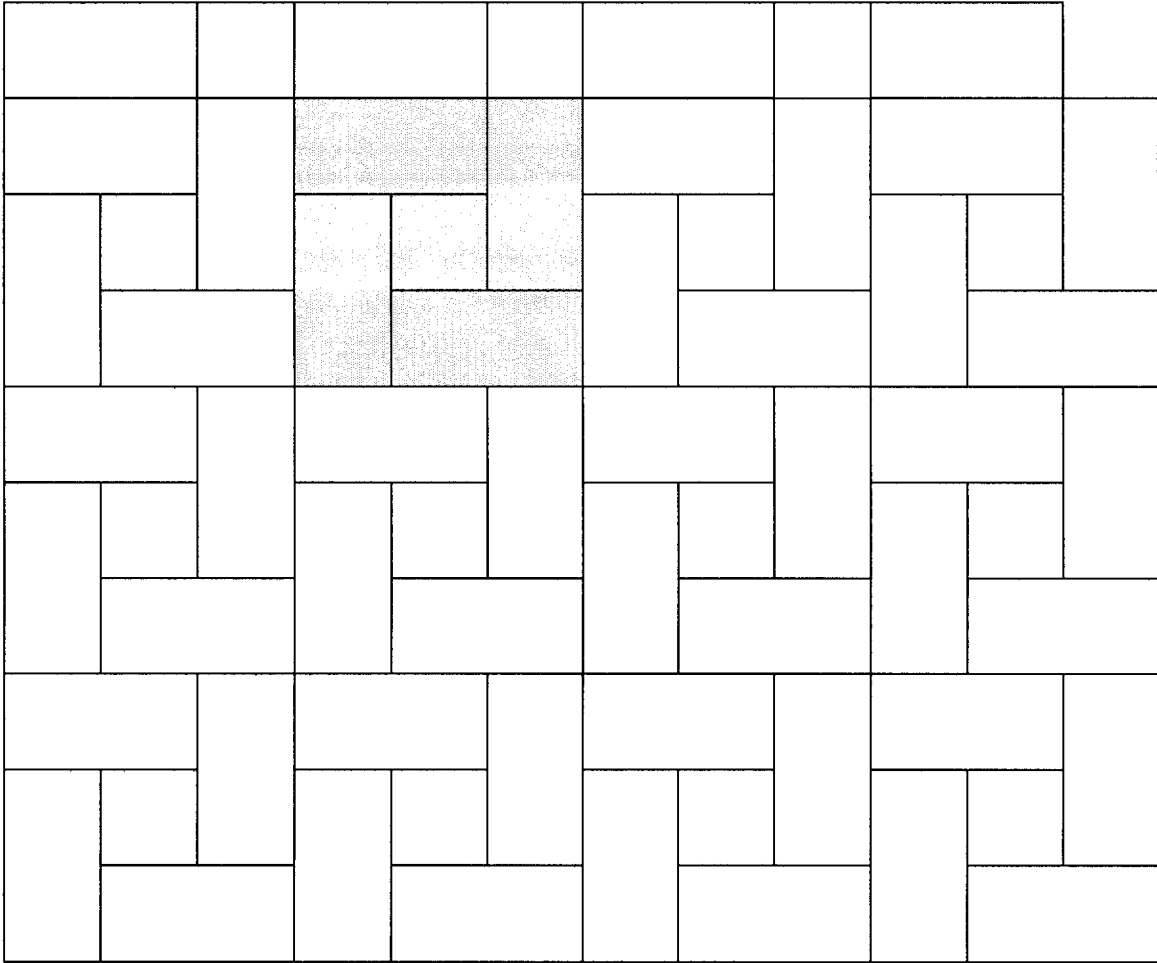
Note: Ratio can be affected by job and layout specifics, it is up to the installer to order the correct quantities.



Two Size 4

| | |
|--------------|-------|
| Rectangle | 88.9% |
| Small Square | 11.1% |

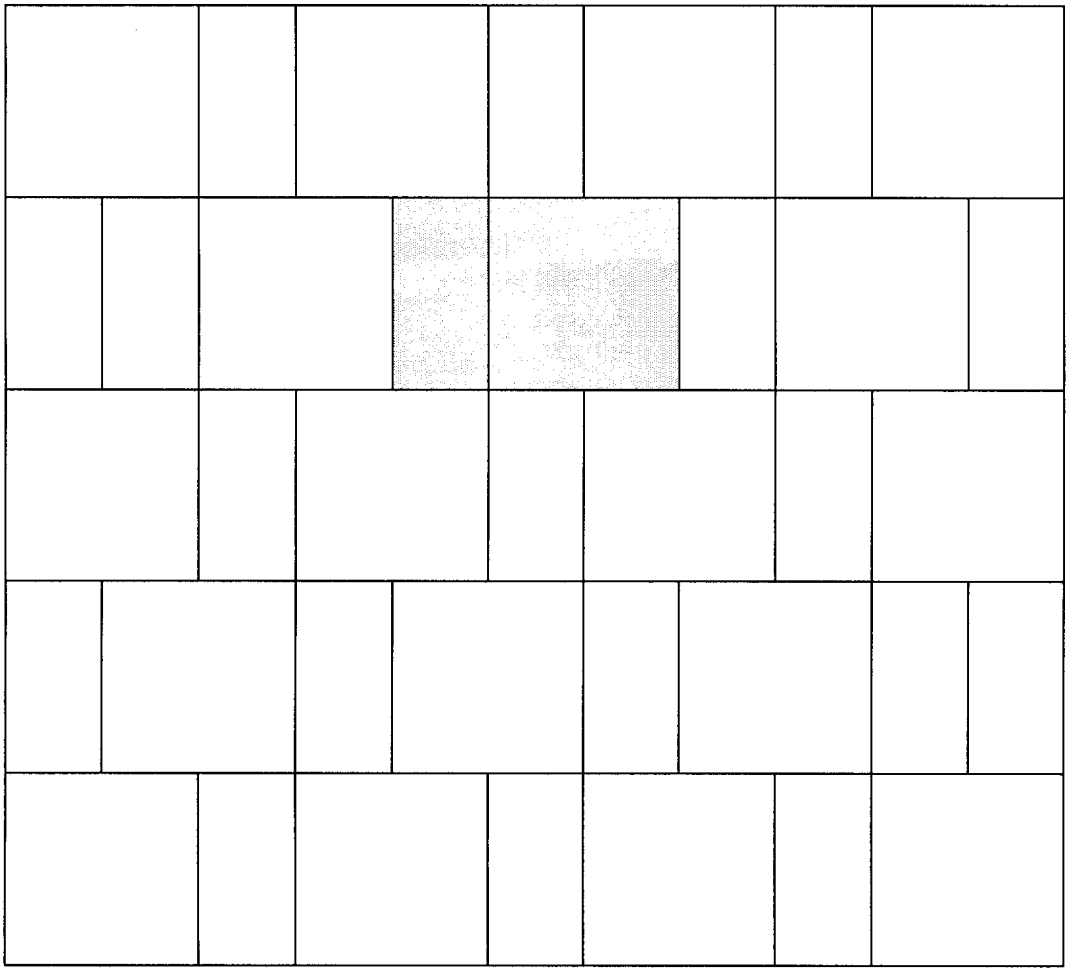
Note: Ratio can be affected by job and layout specifics, it is up to the installer to order the correct quantities.



Two Size 5

Rectangle 33.3%
Square 66.7%


Note: Ratio can be affected by job and layout specifics, it is up to the installer to order the correct quantities.



Two Size 7

Large Square 80%
Small Square 20%


Note: Ratio can be affected by job and layout specifics, it is up to the installer to order the correct quantities.



Two Size Pattern 8

Large Square 44.44%
Small Square 55.55%


Note: Ratio can be affected by job and layout specifics, it is up to the installer to order the correct quantities.



Two Size Pattern 9

Large Square 66.66%
Small Square 33.34%


Note: Ratio can be affected by job and layout specifics, it is up to the installer to order the correct quantities.



Two Size Pattern 10

Large Square 80%
Small Square 20%


Note: Ratio can be affected by job and layout specifics, it is up to the installer to order the correct quantities.



Three Size Pattern 1

| | |
|--------------|-------|
| Large Square | 57.1% |
| Small Square | 14.3% |
| Rectangle | 28.6% |

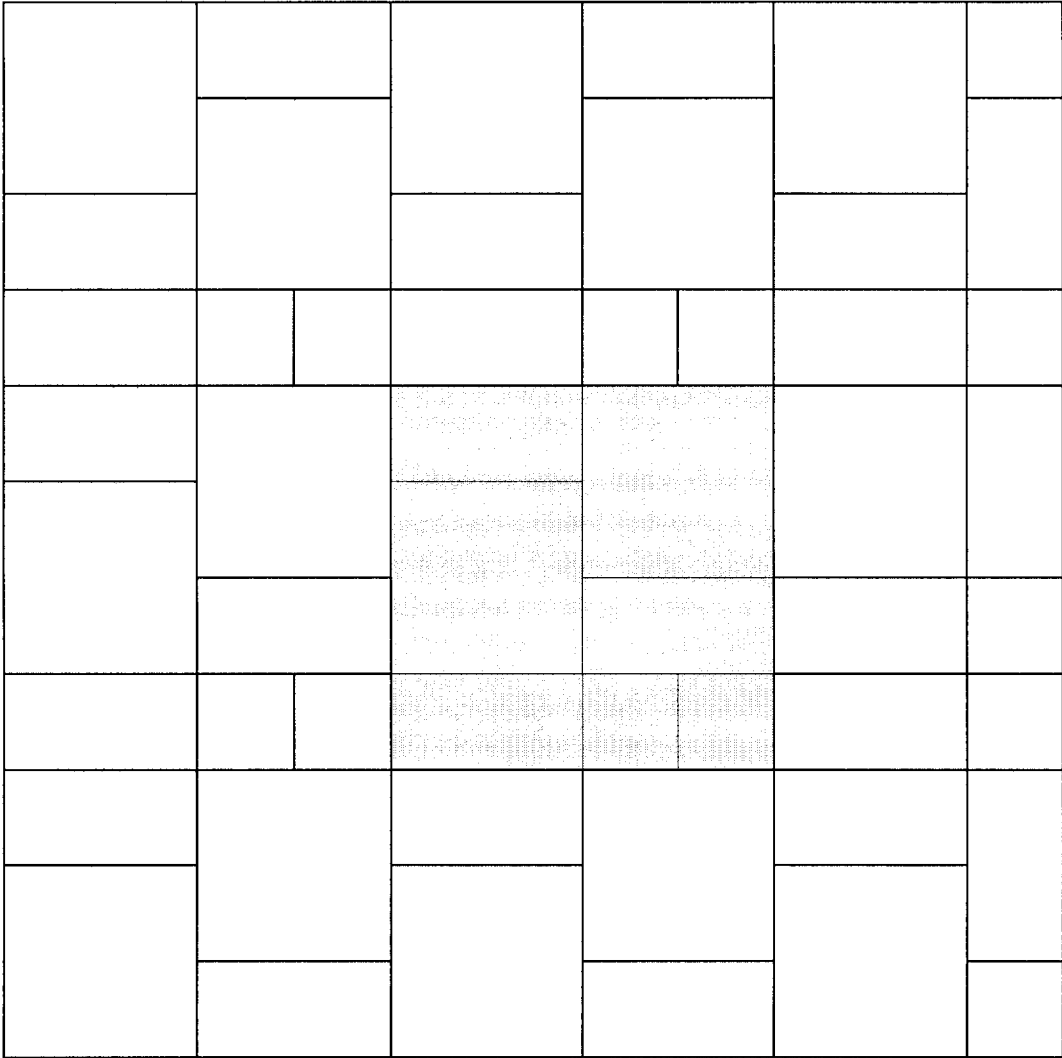
Note: Ratio can be affected by job and layout specifics, it is up to the installer to order the correct quantities.



Three Size Pattern 2

| | |
|--------------|-------|
| Large Square | 50.0% |
| Small Square | 12.5% |
| Rectangle | 37.5% |


Note: Ratio can be affected by job and layout specifics, it is up to the installer to order the correct quantities.



Three Size Pattern 3

| | |
|--------------|-------|
| Large Square | 44.5% |
| Small Square | 11.1% |
| Rectangle | 44.1% |


Note: Ratio can be affected by job and layout specifics, it is up to the installer to order the correct quantities.



Three Size Pattern 4

| | |
|---------------|-----|
| Large Square | 64% |
| Medium Square | 29% |
| Small Square | 7% |


Note: Ratio can be affected by job and layout specifics, it is up to the installer to order the correct quantities.



Three Size Pattern 5

| | |
|--------------|-------|
| Rectangle | 37.5% |
| Large Square | 50% |
| Small Square | 12.5% |


Note: Ratio can be affected by job and layout specifics, it is up to the installer to order the correct quantities.



Three Size Pattern 6

| | |
|--------------|--------|
| Large Square | 36.36% |
| Rectangle | 54.54% |
| Small Square | 9.1% |


Note: Ratio can be affected by job and layout specifics, it is up to the installer to order the correct quantities.



Five Size Pattern 1

| | |
|-----------------|-----|
| Large Square | 41% |
| Medium Square | 18% |
| Small Square | 5% |
| Large Rectangle | 27% |
| Small Rectangle | 9% |


Note: Ratio can be affected by job and layout specifics, it is up to the installer to order the correct quantities.



Five Size Pattern 2

| | |
|-----------------|-----|
| Large Square | 41% |
| Medium Square | 18% |
| Small Square | 5% |
| Large Rectangle | 27% |
| Small Rectangle | 9% |


Note: Ratio can be affected by job and layout specifics, it is up to the installer to order the correct quantities.



Five Size Pattern 3

| | |
|-----------------|-----|
| Large Square | 31% |
| Medium Square | 26% |
| Small Square | 10% |
| Large Rectangle | 20% |
| Small Rectangle | 13% |

Note: Ratio can be affected by job and layout specifics, it is up to the installer to order the correct quantities.



Five Size Pattern 3

| | |
|-----------------|-----|
| Large Square | 31% |
| Medium Square | 26% |
| Small Square | 10% |
| Large Rectangle | 20% |
| Small Rectangle | 13% |

Note: Ratio can be affected by job and layout specifics, it is up to the installer to order the correct quantities.

